



# Internal learning management system

Learning should impact business performance.  
That's why we do things differently.



# A PLMS platform for tomorrow's needs, not today's trends.

## Performance

### Capabilities

- Organizational gap analysis
- Custom capability frameworks
- AI-driven capability & cohort mapping
- Self & supervisor assessments
- Succession planning
- Historical assessment dashboard
- Third-party frameworks

### Momentum

- Builder workflow access
- Integrated course workflows
- Cyclical performance reviews
- Third-party training applications
- Onboarding & probation
- Mentoring
- PIPs

## Learning

### External Learning

- Multiple learner portals
- Automated tax management
- Live learning
- Payments
- Self-registration
- Remote content sharing
- Cross-tenancy content sharing
- No log-in catalogue

### Internal Learning

- White labelled UI
- Learner portals
- Workflows
- Live learnings
- User & admin interfaces
- Cohort management

# Internal learning

## Share learnings, test understanding

### Internal

#### White labelled UI

Offer a familiar, branded learning environment for more positive UX.

#### Learner portals

Create multiple unique tenancies for specific groups of learners, while maintaining control overall.

#### Workflows

Set and automate enrollments, due dates, and refresher notifications, both in platform and via email.

#### Live learnings

Combine activities with live learnings for more engaging, blended learning.

#### User & admin interfaces

Admin see the same interfaces as users, just with more privileges, so the user experience is consistent for all.

#### Cohort management

Assign content by job role, department or location for more detailed reporting.

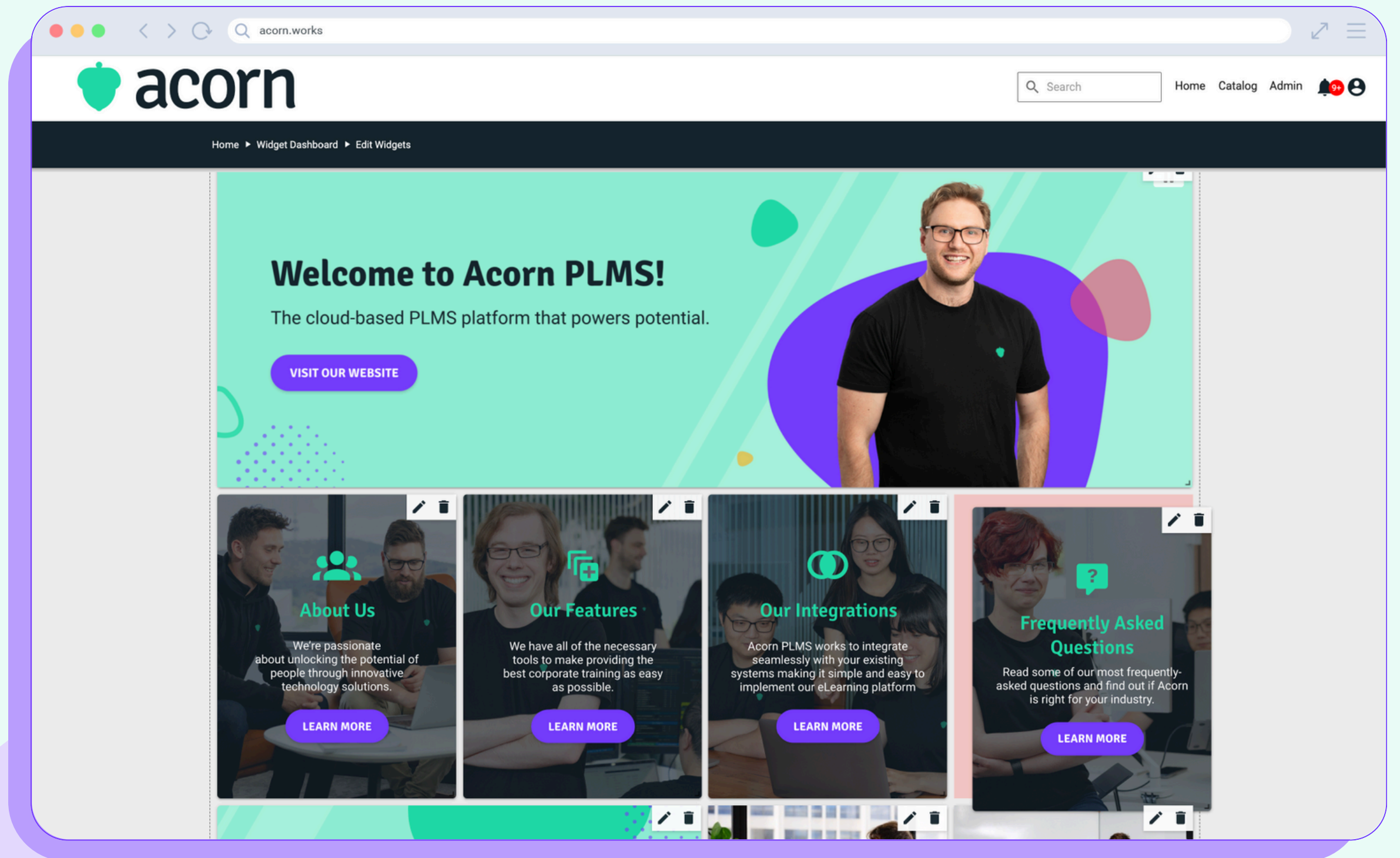
### Existing Learning Tech Stack

White-labelled UI

# UI built for you, by you

No developers required. Just  
your imagination.

- White labelled UI can be customized at the tenant and user levels
- Boost adoption by A/B testing drag-and-drop widgets
- Reduce click fatigue by placing courses & reminders on learner dashboards



Learner portals

# Portals for every learner need

Show every cohort only what they need to know.

- ▶ Customize separate branded tenancies and portals
- ▶ Ensure privacy & security with user-specific permissions
- ▶ Report on individual portals & cohorts to understand & improve engagement

The screenshot shows the Acorn learner portal interface. At the top, there's a navigation bar with the Acorn logo, a search bar, and links for Home, Catalog, and Admin. Below this is a main navigation bar with Home, My Learning, Calendar, and Acorn Essentials. The main content area features a large banner with the Acorn logo and the text "From Learning & Development to Learning & Performance", accompanied by "Learning" and "Performance" buttons. Below the banner are three dashboard cards: "Capability Dashboard" (Assess your team on company competencies), "My Learning" (View your Development Plan, Assigned Capabilities, Bookmarks & Achievements), and "Momentum Dashboard" (Automate HR Processes & Workflows). An "Integrations Hub" section lists available integrations like Microsoft Teams, Zoom, LinkedIn Learning, and Go1. At the bottom, there are three widgets: a "Calendar" for May 2024, an "Essentials" progress bar at 19%, and "My Recent Enrollments" listing items like "Acorn Knowledge Assessment", "Stakeholder Engagement", "Bullying and Harassment", "Problem Solving", and "Introduction to Manual Handling".

workflows

# Automate compliance

Keep your workforce ahead of the curve with just a few clicks.

- ▶ Set & forget reminder notifications so learners don't miss a due date
- ▶ Upload your own content, or choose from our curated partners for the most up-to-date compliance content
- ▶ Level up your L&D and HR workflows with Momentum

The screenshot shows a web browser window with the URL 'acorn.works'. The page header includes the 'acorn' logo, a search bar, and navigation links for 'Home', 'Catalog', and 'Admin'. A modal window is open, titled 'Estimating Workflow "Company Refresher"'. The modal contains an illustration of a person pointing at a screen with an envelope icon. Below the illustration, it states: 'Estimated number of recipients: 129'. A note below that says: 'This is an estimate of the number of users who will receive an email notification from this workflow the next time it is processed. Workflows are scheduled to process twice per day.' A 'CLOSE' button is in the bottom right corner of the modal. In the background, a sidebar menu is visible with options like 'Enable Complete', 'Prevent Learning', and 'Hide this course'. The main content area shows a list of workflows, with 'Company Refresher' selected, showing '2 year whole company refresher' and 'Estimated number of recipients: 129'.

Blended learning

# Test & share knowledge

No more begging learners to log in. Inspire people to learn.

- ▶ Build courses with different content types to reflect how people learn
- ▶ Capture best practice work & turn it into content for all learners
- ▶ Automate enrollments & reminders to send via email

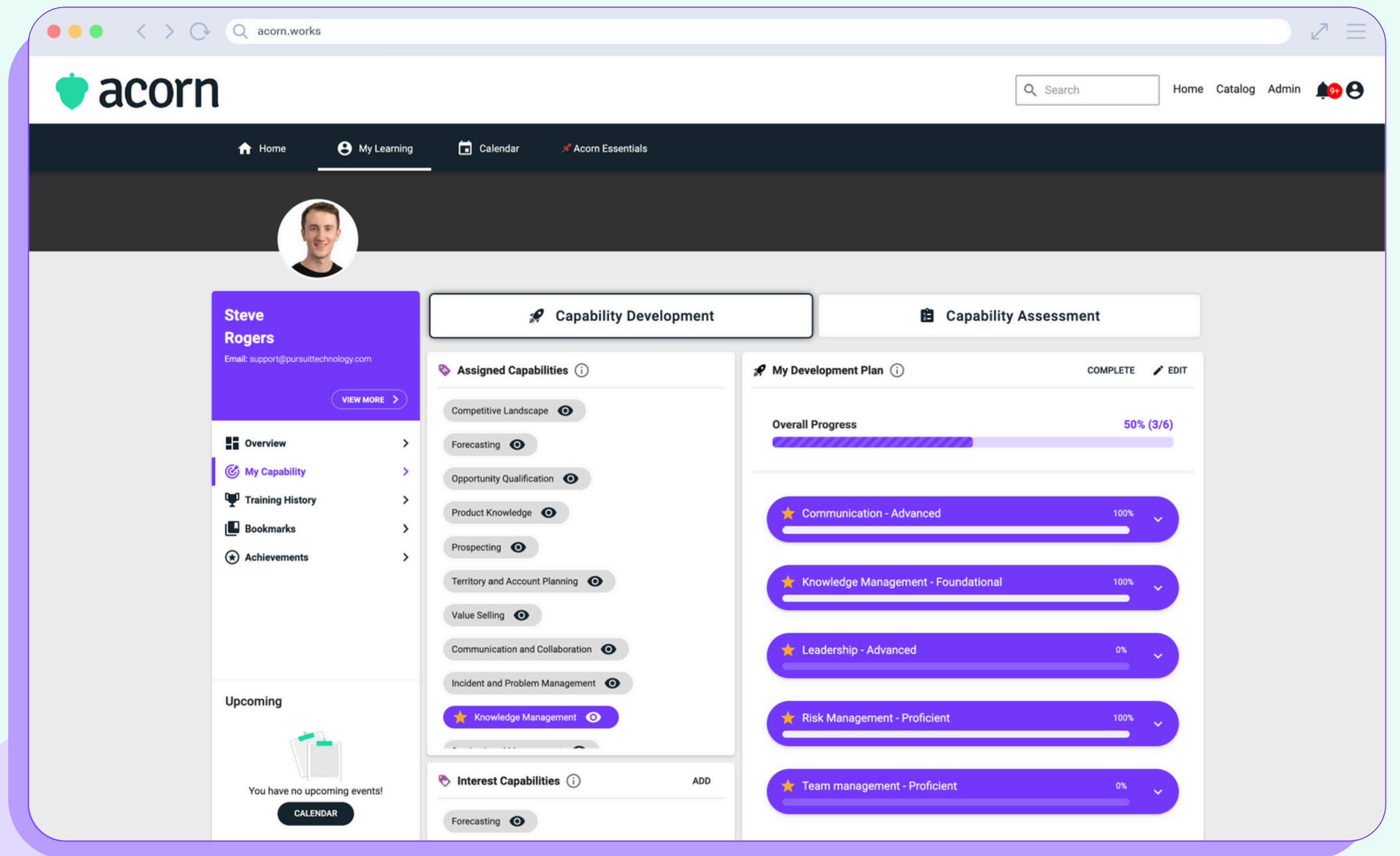
The screenshot displays the Acorn LMS interface. At the top, the browser address bar shows 'acorn.works'. The Acorn logo is in the top left, and a search bar, 'Home', 'Catalog', and 'Admin' links are in the top right. A purple modal window titled 'Acorn Knowledge Assessment' is open, showing course details: 'Acorn PLMS - Knowledge Assessment', 'Allow 45 minutes to complete this course. This course is required for all new staff.', and a 'LESS' button. Below this, 'My Capabilities' includes 'Communication', 'Employee development', 'Performance management', and 'Team management'. The 'Activities' section lists 'Tip-Sheet', 'PDF Resource', 'Critical Thinking - xAPI Learning Module', 'SCORM Module', 'Forum', and 'Resource', all marked as 'INCOMPLETE'. A 'VIEW ALL ACTIVITIES' button is present. The 'More Details' section shows 'Assigned Capabilities' (Communication, Communication and Collaboration, Competitive Landscape, Continuous Improvement) and 'Programs' (Acorn Essentials). A 'GO TO COURSE' button is at the bottom right of the modal.

User interface

# Show learners their impact

## Create personal development plans tied to business goals.

- ▶ Automatically create pathways based on the capabilities of each role
- ▶ Visual dashboard shows learners their progress to goals
- ▶ Enable learners to self-select interest capabilities to broaden opportunities



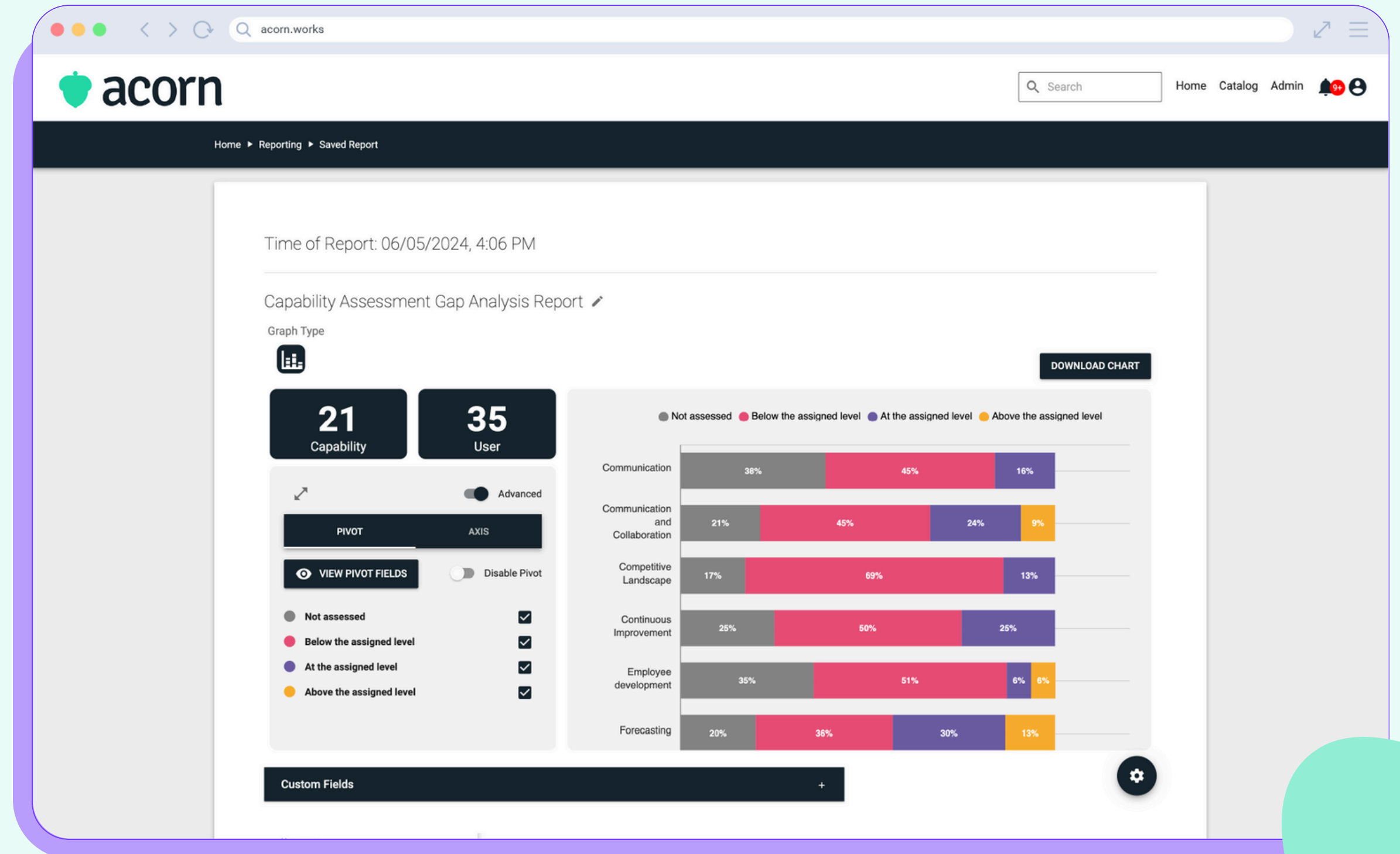


Admin interface

# Prove impact, not just completions

## See what learning actually moves the business needle.

- ▶ Identify gaps for training with capability gap analysis reports
- ▶ Make informed decisions about training initiatives & resource allocation
- ▶ Uncover opportunities to progress learners into new roles



## Cohort management

# Align job roles to content

Show learners the content that will change their performance.

- ▶ Upload job descriptions & map content by job role, department
- ▶ Instantly update evolving & emerging roles as needs change
- ▶ Enhance productivity with learning directly related to capabilities
- ▶ Get insight into training effectiveness within cohorts & teams

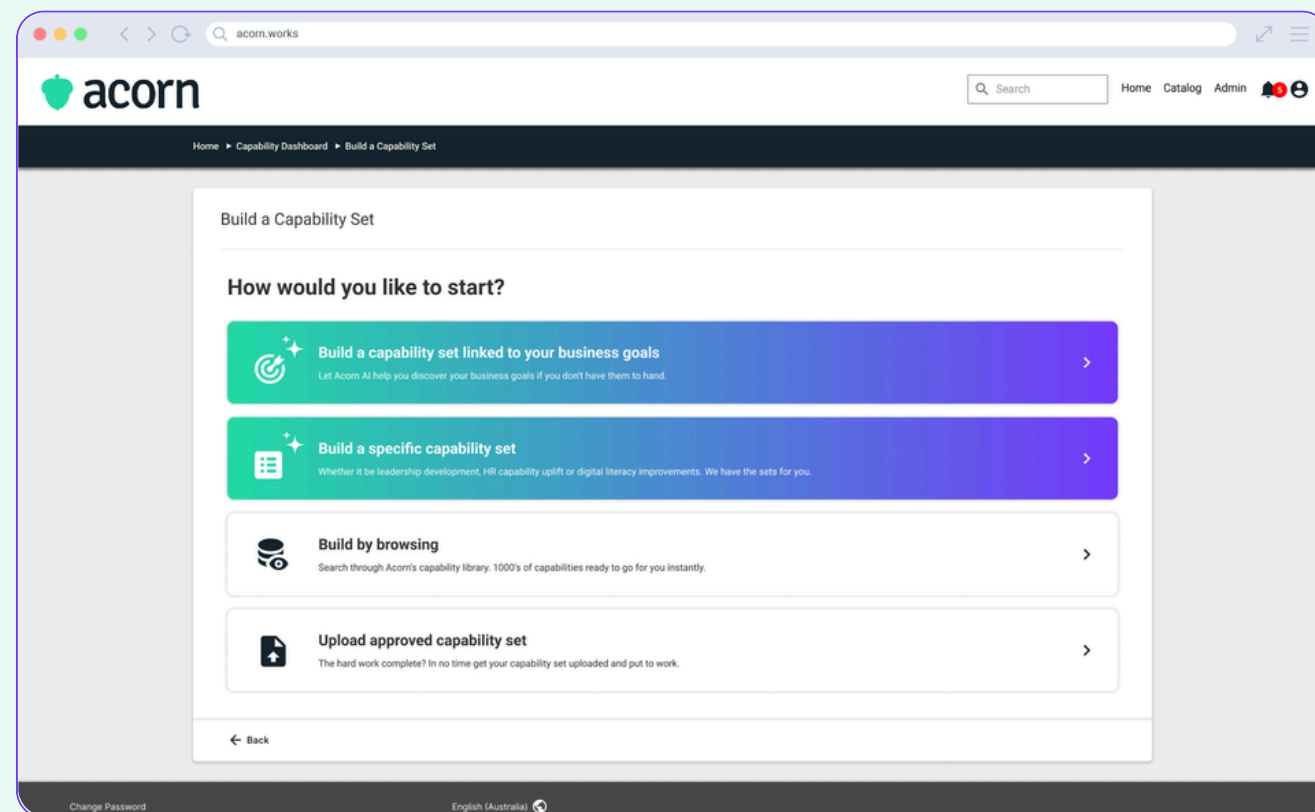
The screenshot shows the Acorn web application interface for 'AI-Driven Job Description Mapping'. The top navigation bar includes the Acorn logo, a search bar, and links for Home, Catalogue, Admin, and a notification bell. The breadcrumb trail reads 'Home > Capability Dashboard > Map Job Description to Cohorts'. The main content area features a progress bar with three steps: '1 Upload Job Description' (active), '2 Configure Cohorts', and '3 Approve Cohorts'. Below the progress bar, the heading 'Upload your job description' is followed by the instruction: 'Upload your job description, and AI will automatically generate cohorts and capabilities for you. You can upload up to 12 files.' A dashed box contains 12 PDF file icons, each labeled 'Job Description\_X.pdf - 100.0 KB' for X from 1 to 12. A 'Max File Size: 2.0 GB' label is in the top right of the upload area. Below the files, it states 'Accepted File Formats: pdf, docx, xlsx, jpg, png'. At the bottom of the interface, there are links for 'Change Password', 'Request Account Merge', and 'Support' on the left; 'English (Australia)' and 'Privacy' on the right; and a 'Generate' button on the far right. The footer contains the copyright notice 'Copyright © Acorn PLMS 2024'.

# Want to level up your LMS?

Turn your LMS into a PLMS with our performance suite.

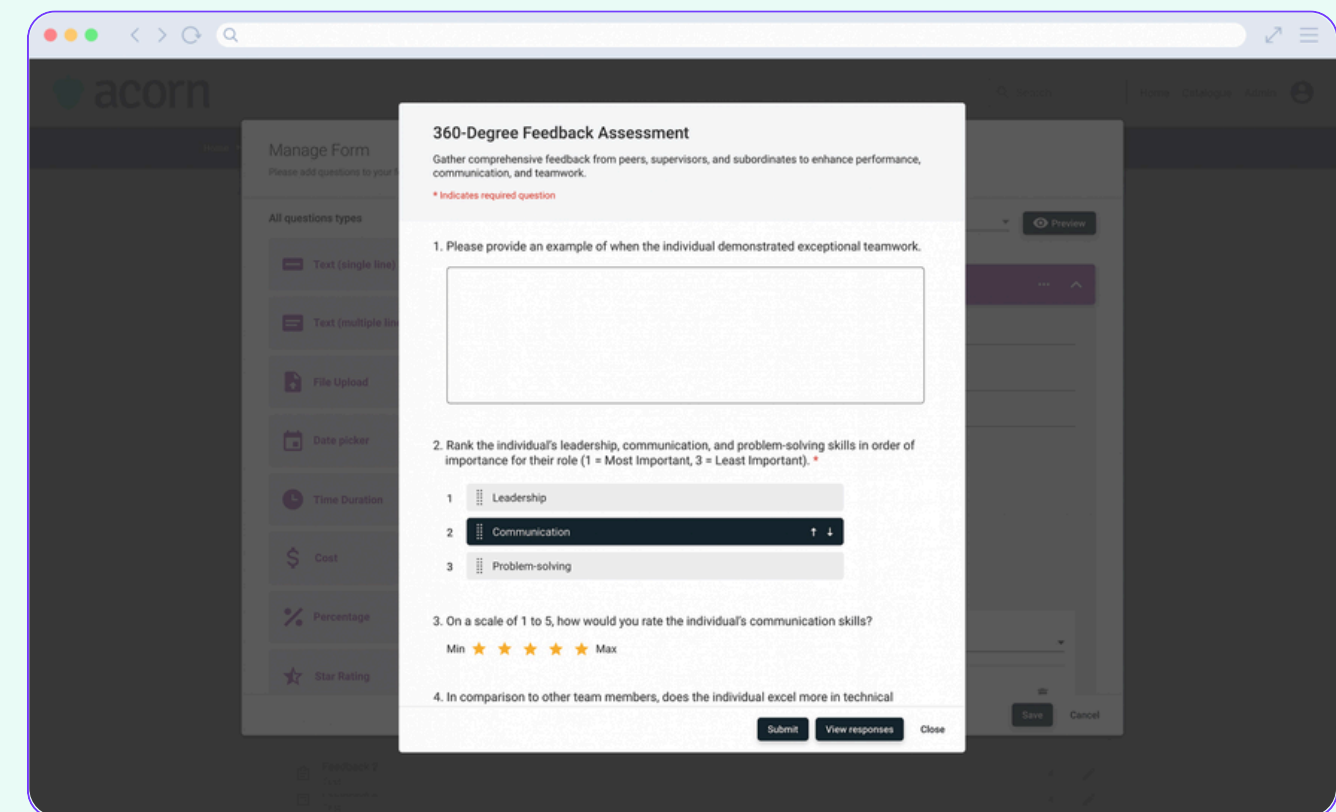
## Capabilities

Map your learning content to the capabilities that matter to your business, assess learners on the competencies that are important in their roles, and develop performance that impacts the bottom line.



## Momentum

Streamline, automate, and centralize all your paper-based workflows, no code required. Think goal setting, performance reviews, onboarding training requests, 360-degree feedback, and self-service applications.





# Let's grow together.



[www.acorn.works](http://www.acorn.works)



[hello@acorn.works](mailto:hello@acorn.works)



Acorn